



NEW **A⁺⁺**

+ PRODUCTS


- Quiet heat pump.
- Monosplit & multisplit application.
- Environmental friendly refrigerant.



RC09

FEATURES

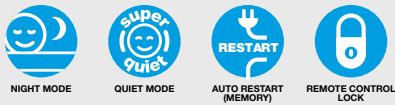
TECHNOLOGY:



AIR QUALITY / CLEAN:



USER FUNCTIONS:

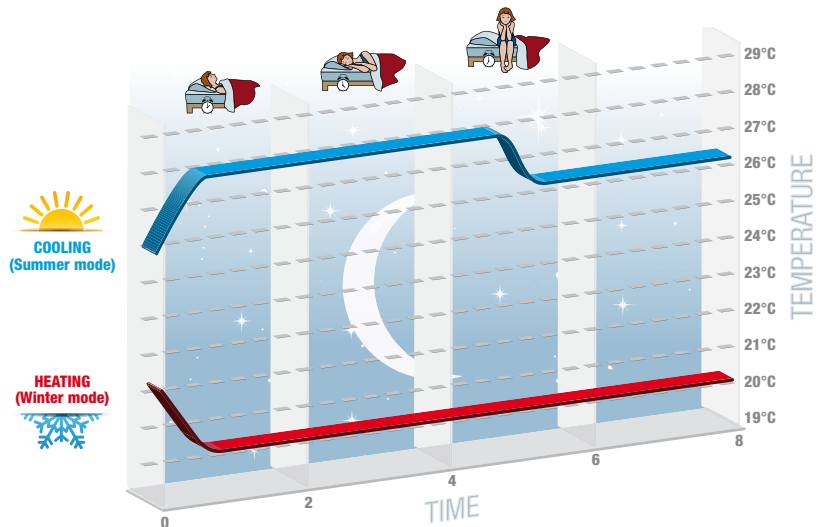


INSTALLER FUNCTIONS:



- Economical solution: A++ class.
- High efficiency: SEER higher than 6.
- High wall with digital screen (mode, temperature...).
- Modern and elegant design.

NIGHT MODE: BETTER COMFORT & ENERGY SAVING





HDM TECHNICAL DATA

Indoor units		AW-HDM009-N91	AW-HDM012-N91	AW-HDM018-N91	AW-HDM024-N91
Outdoor units		AW-YHDM009-H91	AW-YHDM012-H91	AW-YHDM018-H91	AW-YHDM024-H91
Phase		Single phase	Single phase	Single phase	Single phase
COOLING					
Rated power (min./max.)	kW	2.6 (0.8-3.4)	3.6 (1.0-4.2)	5.2 (1.3-6.8)	7.0 (2.2-8.5)
Pdesignc	kW	2,6	3,6	5,2	7,0
Rated power input	kW	0.80	1.11	1.61	2.16
SEER/Energy label		6.2/A++	6.8/A++	6.8/A++	7.1/A++
Operating limits	°C	-10°/46° Dry bulb			
HEATING					
Rated power (min./max.)	kW	3.4 (1.0-4.6)	4.2 (1.1-5.4)	6.0 (1.4-6.9)	8.1 (2.4-10.0)
Pdesignh	kW	2,4	3,2	5,2	5,6
Rated power input	kW	0.91	1.13	1.61	2.18
SCOP/Energy label (average climate)		4.0/A+	4.0/A+	4.0/A+	4.0/A+
SCOP/Energy label (warmer climate)		4.90/A++	4.60/A+++	5.30/A+++	5.30/A+++
Operating limits	°C	-15°/24° Dry bulb			
INDOOR UNIT					
Sound pressure level to 1 m (VL/LS/MS/HS)	dB(A)	20/28/32/35	21/29/33/36	28/35/40/44	30/37/43/47
Sound power level	dB(A)	52	54	57	60
Airflow	m³/h	500	550	1000	1200
Dehumidification	l/h	1,2	1,6	2,0	2,8
Outline dimensions (WxHxD)	mm	820x280x195	820x280x195	1008x318x225	1125x335x240
Package dimensions (WxHxD)	mm	909x355x279	909x355x279	1085x403x329	1206x418x342
Net weight/Gross weight	kg	8.8/11	8.8/11	11.6/14.4	14/17.5
Part number		7SP023090	7SP023091	7SP023092	7SP023093
OUTDOOR UNIT					
Sound pressure level to 1 m	dB(A)	46/47	46/47	51/52	52/53
Sound power level	dB(A)	60/61	61/62	63/64	65/66
Airflow	m³/h	1900	1900	2500	2900
Compressor type		Rotary DC Inverter	Rotary DC Inverter	Rotary DC Inverter	Rotary DC Inverter
Outline dimensions (WxHxD)	mm	780x540x245	780x540x245	820x614x338	890x697x353
Package dimensions (WxHxD)	mm	920x620x351	920x620x351	963x685x413	1046x780x460
Net weight/Gross weight	kg	27/30	28/31	37.8/41.5	51/56
Part number		7SP062945	7SP062946	7SP062947	7SP062948
POWER SUPPLY					
Phase/Tension/Frequency		1P/230V/50Hz	1P/230V/50Hz	1P/230V/50Hz	1P/230V/50Hz
Power supply side		Outdoor	Outdoor	Outdoor	Outdoor
Power cable section	mm²	3x1.5	3x1.5	3x1.5	3x2.5
Fuse rating am (D curve)	A	10	10	16	16
Electrical connections	mm²	5x1.5	5x1.5	5x1.5	5x2.5
PIPE LINE					
Suction pipe diameter	inches	1/4"	1/4"	1/4"	1/4"
Liquid pipe diameter	inches	3/8"	3/8"	1/2"	1/2"
Max. length	m	15	15	25	25
Max. height	m	10	10	15	15
Refrigerant / GWP		R32/675	R32/675	R32/675	R32/675
Charge	kg	0.7	0.72	0.95	1.2
Additional charge	g/m	20	20	20	20

COMBINATIONS

Indoor unit	Compatible with outdoor unit	
	Monosplit	Multisplit
High wall HDM 9 to 18 	YHDM 9 to 18 	YDZA 
HDM 24 	YHDM 24 	YDZA 